



RX Fire Fighting Kit and Water Reserve Kit



an *OAliaxis* company

RX PLASTICS LTD
PO Box 360 Ashburton
Phone +64 3 307 9081
Email sales@rxplastics.co.nz
www.rxplastics.co.nz



RX PLASTICS

RX Fire Fighting and Water Reserve Kit



Maintaining a water reserve in case of a fire could mean the difference between saving or losing a valued asset.

Ensure emergency services have access to your stored water, simply ask for an RX Fire Fighting Kit and Water Reserve Kit from your RX Plastics supplier.

The RX Firefighting Kit is suitable for 15,000L, 25,000L and 30,000L RX MAX™ Tanks only, using 25mm or 50mm inlet fittings. RX offer the 100mm Fire Fighting outlet with a standard fire hose coupling and the 75mm Fire Fighting outlet with a camlock fitting. These fittings will require supporting separately from the RX Tank wall.


The RX Fire Fighting Kit complies with SNZ PAS 4509 : 2008*, the New Zealand Fire Service Fire Fighting Water Supplies Code of Practice.

Please refer to the fittings shown when ordering to ensure you receive the correct kit to suit your requirements or notify our sales team of your individual requirements.

Important Notice:

Contact the Principal Rural Fire Officer through your local District Council Office and seek advice on what size tank outlet is most appropriate for your area. Advice on tank size, location and Fire appliance access to the water supply in relation to the property to be protected can also be provided.

Fire Fighting Kit



Concrete slab

A concrete slab is required for mounting the bracket, for the installation of the RX Fire Fighting Kit. The concrete slab will be no smaller than the 500mm x 500mm square and a minimum thickness of 50mm. The bracket will be DYNA bolted to the concrete slab.



Overflow

Ensure that the overflow does not erode the foundation. Overflow to be fitted at 270mm from the ground in one of the panels beside the manhole.

Venting

To avoid the possibility of internal pressure or vacuum an adequate vent must be installed. The vent hole must be at least the same size as the outlet. If the tank has an RX Fire Fighting kit attached, the vent is to be fitted to the dome of the tank, or the tank lid must be removed before use.

Water Reserve Kit



RX 25,000L MAX™ Tank with RXFR50 and FF100 shown



*This is the guidance/directing document that requires the provision of Fire Fighting Water.

Call 0800 4 TANKS (82647) to order your Water Reserve Kit and Fire Fighting Kit today.

18 OCTOBER 2013

Please note: we also recommend you talk to your Principal Fire Officer through your local Council.

an **Aliaxis** company